



crop estimates committee oesskattingskomitee

From/Van: M. Ellen Matsei
Tel: 012 319 8454 · **Fax/Faks:** 012 319 8031 · **E-mail/E-pos:** DAS@daff.gov.za

Web page/Webblad: www.daff.gov.za/statistics and economic reports or
www.sagis.org.za/CEC: Crop Estimates

EMBARGO: 15:30



agriculture, forestry & fisheries

Department:
Agriculture, Forestry and Fisheries
REPUBLIC OF SOUTH AFRICA

**The intentions' of producers to plant summer crops for 2018 is hereby released. /
Hiermee word produsente se voorneme om somergewasse te plant vir 2018 vrygestel.**

SUMMER CROPS – INTENTIONS TO PLANT: 2018

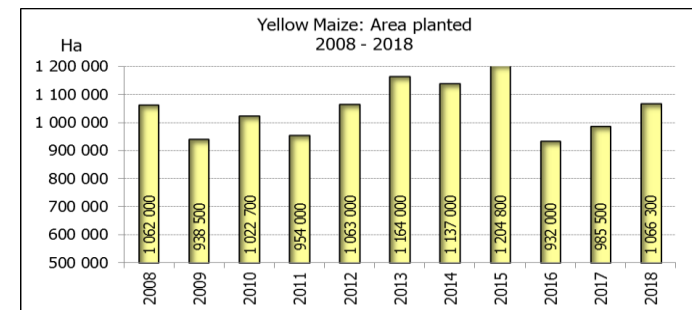
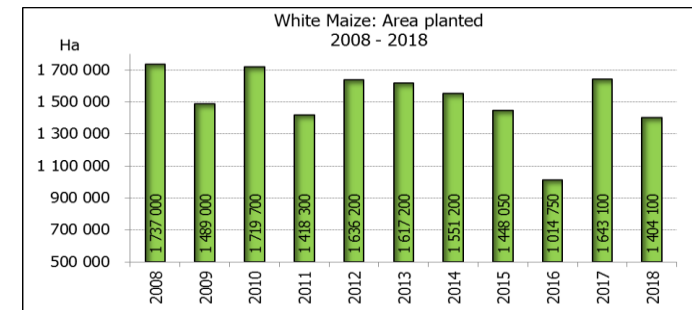
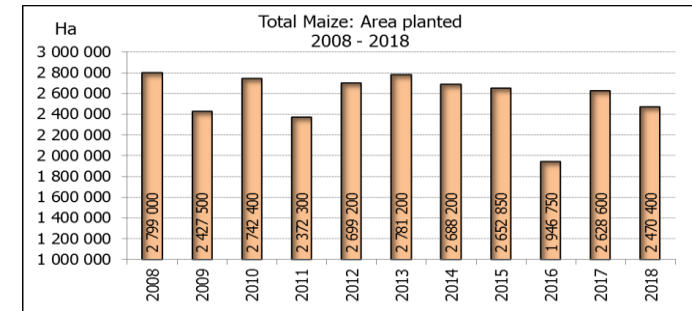
SOMERGEWASSE – VOORNEME OM TE PLANT: 2018

CROP/GEWAS	Intentions/ Voorneme 2018 Ha	Area planted/ Opp beplant 2017 Ha	Final estimate/ Finale skatting 2017 Tons	Change/ Verandering/ %
	soos middel Oktober 2017/ as mid October 2017		as on 28 Sep 2017/ soos op 28 Sept 2017	
	(A)	(B)	(C)	(A) ÷ (B)
Commercial/Komersieël:				
White maize/Witmielies	1 404 100	1 643 100	9 892 750	-14,5
Yellow maize/Geelmielies	1 066 300	985 500	6 851 250	+8,2
Maize/Mielies	2 470 400	2 628 600	16 744 000	-6,0
Sunflower seed/Sonneblomsaad	665 500	635 750	874 595	+4,7
Soybeans/Sojabone	720 000	573 950	1 316 370	+25,4
Groundnuts/Grondbone	65 500	56 000	92 050	+17,0
Sorghum	43 700	42 350	151 335	+3,2
Dry beans/Droëbone	60 000	45 050	68 525	+33,2
TOTAL/TOTAAL	4 025 100	3 981 700	19 246 875	+1,1

Note: Estimate is for calendar year, e.g. production season 2017/18 = 2018

Nota: Skatting is vir kalenderjaar, bv. produksie-seisoen 2017/18 = 2018

26 October/Oktober 2017



2018: Intentions' of farmers/Produsente se voornemens

The Crop Estimates Committee comprises officials of the following institutions:

Department of Agriculture, Forestry and Fisheries; Provincial Departments of Agriculture; various ARC-Institutes (Soil, Climate and Water; Small Grains Institute; and Grain Crops Institute); BFAP and Statistics SA.

WHITE AND YELLOW MAIZE – INTENTIONS TO PLANT: 2018**WIT- EN GEELMIELIES – VOORNEME OM TE PLANT: 2018**

Provinsie/ Province	Intentions (Area planted)/ Voorneme (Oppervlakte beplant) 2018			Area planted/ Oppervlakte beplant 2017			Final estimate ¹⁾ / Finale skatting ¹⁾ 2017		
	White/ Wit Ha	Yellow/ Geel Ha	Total/ Totaal Ha	White/ Wit Ha	Yellow/ Geel Ha	Total/ Totaal Ha	White/ Wit Tons	Yellow/ Geel Tons	Total/ Totaal Tons
Western Cape/Wes-Kaap	0	1 500	1 500	200	2 000	2 200	2 000	20 000	22 000
Northern Cape/Noord-Kaap	2 700	42 500	45 200	3 500	45 000	48 500	46 200	657 000	703 200
Free State/Vrystaat	685 000	410 000	1 095 000	805 000	355 000	1 160 000	5 111 750	2 218 750	7 330 500
Eastern Cape/Oos-Kaap	4 400	9 300	13 700	4 400	9 500	13 900	30 800	66 500	97 300
KwaZulu-Natal	37 000	45 000	82 000	50 000	50 000	100 000	350 000	385 000	735 000
Mpumalanga	137 000	348 000	485 000	160 000	330 000	490 000	1 088 000	2 343 000	3 431 000
Limpopo	30 000	26 000	56 000	40 000	24 000	64 000	300 000	192 000	492 000
Gauteng	48 000	64 000	112 000	60 000	60 000	120 000	390 000	408 000	798 000
North West/Noordwes	460 000	120 000	580 000	520 000	110 000	630 000	2 574 000	561 000	3 135 000
Total/Totaal	1 404 100	1 066 300	2 470 400	1 643 100	985 500	2 628 600	9 892 750	6 851 250	16 744 000

1) 28 September 2017

SUNFLOWER SEED – INTENTIONS TO PLANT: 2018**SONNEBLMSAAD – VOORNEME OM TE PLANT: 2018**

Province/ Provinsie	Area planted/ Opp beplant Ha 2018	Area planted/ Opp beplant Ha 2017	Final estimate ¹⁾ / Finale skatting ¹⁾ Tons 2017
Western Cape/Wes-Kaap	-	-	-
Northern Cape/Noord-Kaap	100	250	375
Free State/Vrystaat	350 000	330 000	478 500
Eastern Cape/Oos-Kaap	-	-	-
KwaZulu-Natal	-	300	300
Mpumalanga	2 200	2 200	2 420
Limpopo	88 000	90 000	85 500
Gauteng	3 200	3 000	3 000
North West/Noordwes	222 000	210 000	304 500
Total/Totaal	665 500	635 750	874 595

1) 28 September 2017

SOYBEANS – INTENTIONS TO PLANT: 2018**SOJABONE – VOORNEME OM TE PLANT: 2018**

Province/ Provinsie	Area planted/ Opp beplant Ha 2018	Area planted/ Opp beplant Ha 2017	Final estimate ¹⁾ / Finale skatting ¹⁾ Tons 2017
Western Cape/Wes-Kaap	500	700	1 050
Northern Cape/Noord-Kaap	3 500	3 000	10 500
Free State/Vrystaat	320 000	240 000	504 000
Eastern Cape/Oos-Kaap	2 000	1 850	2 775
KwaZulu-Natal	34 500	30 500	89 975
Mpumalanga	276 500	241 000	554 300
Limpopo	15 000	8 500	29 750
Gauteng	33 000	25 400	71 120
North West/Noordwes	35 000	23 000	52 900
Total/Totaal	720 000	573 950	1 316 370

1) 28 September 2017

INTENTIONS TO PLANT SUMMER CROPS (2018) / VOORNEME OM SOMERGEWASSE TE PLANT (2018)

26 OCTOBER / OKTOBER 2017

Producers intentions to plant summer crops are based on the results of a non-probability survey conducted by the Directorate: Statistics and Economic Analysis of the Department of Agriculture, Forestry and Fisheries and reflects the position as at the middle of October 2017.

According to the results of the survey, commercial producers intend to plant 2,470 mill. ha of **maize** for 2018, which is 6,0% or 158 200 ha less than the 2,629 mill. ha planted last season.

The figures show that producers intend to plant 1,404 mill. ha to **white maize**, which is 239 000 ha (14,5%) less than in the previous season. In the case of **yellow maize**, the expected plantings are 1,066 mill. ha, which is 80 800 ha (8,2%) more than in the previous season.

Producers indicated that less maize, especially white maize, will be planted for the 2018 season, mainly because of farmers switching to other crops such as oilseeds and yellow maize, due to price competitiveness.

In the case of **sunflower seed**, the expected area planted is estimated at 665 500 ha, which is 4,7% or 29 750 ha more than the 635 750 ha planted last season. The increase in the expected area planted to sunflower seed is mainly because of increases in the Free State and North West provinces, due to indications that the expected area planted with white maize will decrease more in the aforementioned provinces than in the other provinces.

The intended plantings of **soybeans** shows an increase of 25,4% or 146 050 ha compared to the previous season – from 573 950 ha to 720 000 ha.

The expected plantings of **groundnuts** will also increase by 17,0% or 9 500 ha, from 56 000 ha to 65 500 ha.

The intended plantings of **sorghum** is expected to increase slightly by 3,2% or 1 350 ha to 43 700 ha, compared to the previous season.

The expected plantings of dry beans is estimated at 60 000 ha, which is 33,2% or 14 950 ha more than in the previous season.

Please note that the preliminary area planted estimate for summer grains for 2018 will be released on 30 January 2018.

Produsente se voorneme om somergewasse te plant is gebaseer op die resultate van 'n nie-ewekansige opname onderneem deur die Direkoraat: Statistiek en Ekonomiese Analise van die Departement van Landbou, Bosbou en Visserye en weerspieël die situasie teen die middel van Oktober 2017.

Volgens die resultate van die opname, is kommersiele produsente van voorneme om 2,470 milj. ha **mielies** vir 2018 te plant, wat 6,0% of 158 200 ha minder is as die 2,629 milj. ha aangeplant verlede seisoen.

Die syfers toon dat produsente van voorneme is om 1,404 milj. ha **witmielies** aan te plant, wat 239 000 ha (14,5%) minder is as in die vorige seisoen. In die geval met **geelmielies** is die verwagte aanplantings 1,066 milj. ha, wat 80 800 ha (8,2%) meer is as in die vorige seisoen.

Produsente het aangedui dat minder mielies, veral witmielies, aangeplant sal word vir die 2018-seisoen, hoofsaaklik as gevolg van die feit dat boere oorskakel na ander gewasse soos oliesade en geelmielies, weens prysmededingendheid.

In die geval van **sonneblomsaad** word die verwagte aanplantings beraam op 665 500 ha, wat 4,7% of 29 750 ha meer is as die 635 750 ha aangeplant verlede seisoen. Die toename in die verwagte oppervlakte beplant met sonneblomsaad, is hoofsaaklik as gevolg van toenames in die Vrystaat en Noordwes provinsies, weens aanduidings dat die verwagte oppervlakte beplant met witmielies in die genoemde provinsies meer gaan afneem as in die ander provinsies.

Die voorgenome **sojaboon-aanplantings** toon 'n toename van 25,4% of 146 050 ha, in vergelyking met die vorige seisoen - vanaf 573 950 ha tot 720 000 ha.

Die verwagte aanplantings van **grondbone** gaan ook toeneem met 17,0% of 9 500 ha, van 56 000 ha tot 65 500 ha.

Die voorgenome aanplantings van **sorghum** sal na verwagting effens toeneem met 3,2% of 1 350 ha na 43 700 ha, in vergelyking met die vorige seisoen.

Die verwagte aanplantings van droëbone word beraam op 60 000 ha, wat 33,2% of 14 950 ha meer is as in die vorige seisoen.

Neem asseblief kennis dat die voorlopige oppervlakeskatting vir somergewasse vir 2018 op 30 Januarie 2018 vrygestel sal word.

The area estimate and third production forecast for winter cereals for the 2017 is hereby released. /
Hiermee word die oppervlakte- en derde produksieskatting vir wintergewasse vir 2017 vrygestel.

WINTER CEREALS – AREA PLANTED AND THIRD PRODUCTION FORECAST: 2017 PRODUCTION SEASON

WINTERGEWASSE – OPPERVLAKTE- EN DERDE PRODUKSIESKATTING: 2017-PRODUKSIESEISOEN

CROP/GEWAS	Area planted/ Opp beplant 2017 Ha (A)	3 rd forecast/ 3 ^{de} skatting 2017 Tons (B)	2 nd forecast/ 2 ^{de} skatting 2017 Tons (C)	Area planted/ Opp beplant 2016 Ha (D)	Final crop/ Finale oes 2016 Tons (E)	Change/ Verandering % (B) ÷ (C)
Commercial/Kommersieel:						
Wheat/Koring	491 600	1 655 250	1 716 650	508 365	1 910 000	-3,58
Malting barley/Moutgars	91 380	281 059	268 309	88 695	355 000	+4,75
Canola/Kanola	84 000	100 800	100 800	68 075	105 000	-

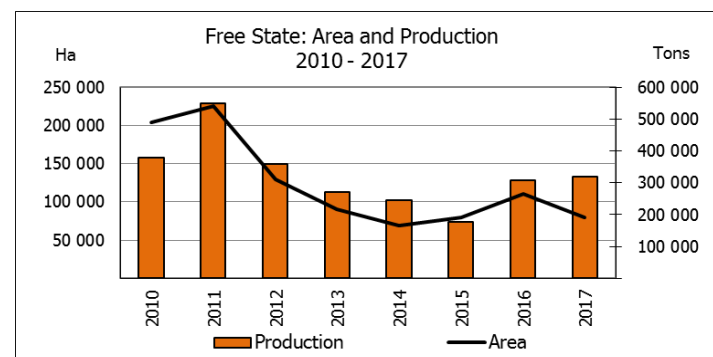
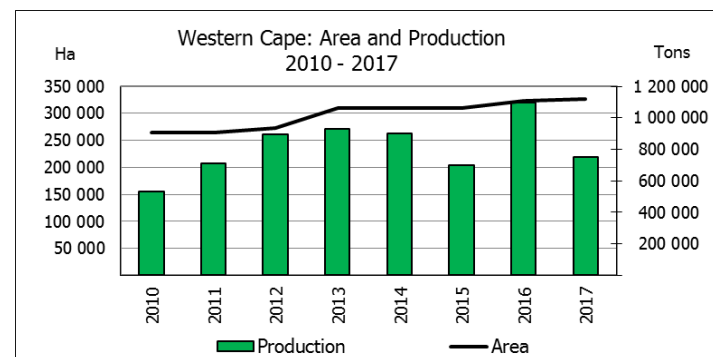
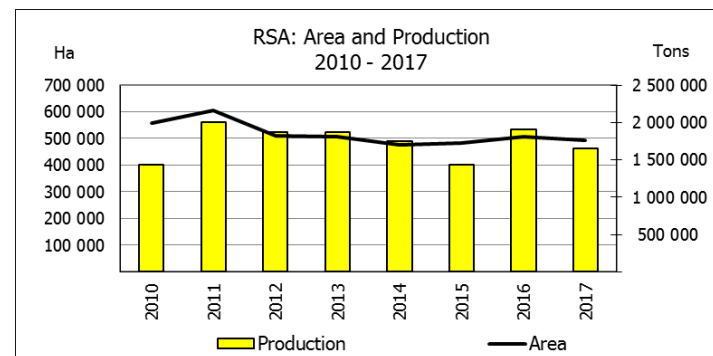
* Note: Estimate is for calendar year, e.g. production season 2017/18 = 2017

* Nota: Skatting is vir kalenderjaar, bv. produksie-seisoen 2017/18 = 2017

WHEAT – AREA PLANTED AND THIRD PRODUCTION FORECAST: 2017

KORING – OPPERVLAKTE- EN DERDE PRODUKSIESKATTING: 2017

Province/ Provinsie	Area planted/ Opp beplant 2017 Ha (A)	3 rd forecast/ 3 ^{de} skatting 2017 Tons (B)	2 nd forecast/ 2 ^{de} skatting 2017 Tons (C)	Area planted/ Opp beplant 2016 Ha (D)	Final crop/ Finale oes 2016 Tons (E)
Western Cape/Wes-Kaap	326 000	749 800	815 000	323 000	1 098 200
Northern Cape/Noord-Kaap	38 000	304 000	300 200	35 000	266 000
Free State/Vrystaat	80 000	320 000	320 000	110 000	308 460
Eastern Cape/Oos-Kaap	1 900	9 500	9 500	2 200	11 000
KwaZulu-Natal	7 500	42 750	42 750	6 500	37 050
Mpumalanga	4 000	24 000	24 000	2 300	13 800
Limpopo	20 000	120 000	120 000	17 000	103 700
Gauteng	700	4 200	4 200	365	2 190
North West/Noordwes	13 500	81 000	81 000	12 000	69 600
Total/Totaal	491 600	1 655 250	1 716 650	508 365	1 910 000



**REVISED AREA ESTIMATE AND THIRD PRODUCTION FORECAST OF WINTER CROPS (2017) /
HERSIENE OPPERVLAKTEKSKATTING EN DERDE PRODUKSIESKATTING VAN WINTERGEWASSE (2017)
26 OCTOBER/OKTOBER 2017**

Winter cereal crops - 2017 production season

Wheat: The expected commercial production of wheat is 1,655 mill. tons, which is 3,58% or 61 400 tons less than the previous forecast of 1,717 mill. tons, mainly because the main wheat producing province, namely the Western Cape, experiences dryness. The area estimate for wheat is 491 600 ha, whilst the expected yield is 3,37 t/ha.

The largest decline in production occurred in the Western Cape, namely 8,0% or 65 200 tons, followed by the Northern Cape by 1,3% or 3 800 tons. Thus, the expected production in the Western Cape is 749 800 tons (45%), in the Free State 320 000 tons (19%) and in the Northern Cape 304 000 tons (18%).

Other crops: The production forecast for **malting barley** is 281 059 tons, which is 4,75% or 12 750 tons more than the previous forecast of 268 309 tons. The area planted with malting barley is 91 380 ha and the expected yield is 3,08 t/ha.

The expected **canola** crop remained unchanged at 100 800 tons. The area estimate for canola is 84 000 ha, with an expected yield of 1,20 t/ha.

Please note that the fourth production forecast for winter cereals for 2017 will be released on 28 November 2017.

Information is available on the internet at http://www.daff.gov.za/links/crop_estimates or <http://www.sagis.org.za>, as from **15:30** on the date of the relevant meeting of the Crop Estimates Committee.

CONFIDENTIALITY ISSUES that CEC members are committed to adhere to on the day of the meeting

- Personal items such as laptops, handbags, cell phones, etc. are not allowed in the venue during the meeting
- No member is allowed to leave the meeting before 12:00 in order to prevent disclosure of the information
- The embargo time for the release of crop estimates information is 15:30
- No member is allowed to discuss crop estimates information with anyone other than a member of the Committee before the embargo time

Wintergewasse - 2017 produksie-seisoen

Koring: Die verwagte kommersiële produksie vir koring is 1,655 milj. ton, wat 3,58% of 61 400 ton minder is as die vorige skatting van 1,717 milj. ton, hoofsaaklik omdat die grootste koringproduserende provinsie, naamlik die Wes-Kaap, droogte ervaar. Die oppervlakteskatting vir koring is 491 600 ha, terwyl die verwagte opbrengs 3,37 t/ha is.

Die grootste afname in produksie het in die Wes-Kaap plaasgevind, naamlik 8,0% of 65 200 ton, gevolg deur die Noord-Kaap met 1,3% of 3 800 ton. Dus is die verwagte produksie in die Wes-Kaap 749 800 ton (45%), in die Vrystaat 320 000 ton (19%) en in die Noord-Kaap 304 000 ton (18%).

Ander gewasse: Die produksieskatting vir **moutgars** is 281 059 ton, wat 4,75% of 12 750 ton meer is as die vorige skatting van 268 309 ton. Die oppervlakte beplant met moutgars is 91 380 ha, terwyl die verwagte opbrengs 3,08 t/ha beloop.

Die verwagte **kanola**-oes is onveranderd gelaat op 100 800 ton. Die oppervlakteskatting vir kanola is 84 000 ha, met 'n verwagte opbrengs van 1,20 t/ha.

Neem asseblief kennis dat die vierde produksieskatting vir wintergewasse vir 2017 op 28 November 2017 vrygestel sal word.

Inligting is beskikbaar op die internet by http://www.daff.gov.za/links/crop_estimates of by <http://www.sagis.org.za>, vanaf **15:30** op die dag van die toepaslike vergadering van die Oesskattingskomitee.

CONFIDENTIALITY ISSUES that CEC members are committed to adhere to on the day of the meeting (.. continued)

- Only the Chairperson, or a member appointed by the Chairperson, may release the figures to the media
- Members must regard the detail of any information that was collected for and/or discussed during the meeting, as confidential
- Individual information received for crop estimate purposes is treated strictly confidential, and is not divulged for any other purposes